

Model-independent sensibility studies for the anomalous dipole moments of the ν_τ at the CLIC based γe^- colliders

A. A. Billur^{*},¹ M. Köksal[†],² A. Gutiérrez-Rodríguez[‡],³ and M. A. Hernández-Ruíz[§]⁴

¹*Department of Physics, Cumhuriyet University, 58140, Sivas, Turkey.*

²*Department of Optical Engineering, Cumhuriyet University, 58140, Sivas, Turkey.*

³*Facultad de Física, Universidad Autónoma de Zacatecas*

Apartado Postal C-580, 98060 Zacatecas, México.

⁴*Unidad Académica de Ciencias Químicas, Universidad Autónoma de Zacatecas*

Apartado Postal C-585, 98060 Zacatecas, México.

(Dated: July 3, 2018)

Abstract

To improve the theoretical prediction of the anomalous dipole moments of the τ -neutrino, we have carried out a study through the process $\gamma e^- \rightarrow \tau \bar{\nu}_\tau \nu_e$, which represents an excellent and useful option in determination of these anomalous parameters. To study the potential of the process $\gamma e^- \rightarrow \tau \bar{\nu}_\tau \nu_e$, we apply a future high-energy and high-luminosity linear electron-positron collider, such as the CLIC, with $\sqrt{s} = 380, 1500, 3000 \text{ GeV}$ and $\mathcal{L} = 10, 50, 100, 200, 500, 1000, 1500, 2000, 3000 \text{ fb}^{-1}$, and we consider systematic uncertainties of $\delta_{sys} = 0, 5, 10\%$. With these elements, we present a comprehensive and detailed sensitivity study on the total cross-section of the process $\gamma e^- \rightarrow \tau \bar{\nu}_\tau \nu_e$, as well as on the dipole moments μ_{ν_τ} and d_{ν_τ} at the 95% C.L., showing the feasibility of such process at the CLIC at the γe^- mode with unpolarized and polarized electron beams.

PACS numbers: 14.60.St, 13.40.Em

Keywords: Non-standard-model neutrinos, Electric and Magnetic Moments.

^{*} abillur@cumhuriyet.edu.tr

[†] mkoksal@cumhuriyet.edu.tr

[‡] alexgu@fisica.uaz.edu.mx

[§] mahernan@uaz.edu.mx

I. INTRODUCTION

The magnetic and electric dipole moments of the neutrino (ν MM) and (ν EDM) are one of the most sensitive probes of physics beyond the Standard Model (BSM). On this topic, in the original formulation of the Standard Model (SM) [1–3] neutrinos are massless particles with zero ν MM. However, in the minimally extended SM containing gauge-singlet right-handed neutrinos, the ν MM induced by radiative corrections is unobservably small, $\mu_\nu = 3eG_F m_{\nu_i}/(8\sqrt{2}\pi^2) \simeq 3.1 \times 10^{-19}(m_{\nu_i}/1 \text{ eV})\mu_B$, where $\mu_B = e/2m_e$ is the Bohr magneton [4, 5]. Present experimental limits on these ν MM are several orders of magnitude larger, so that a MM close to these limits would indicate a window for probing effects induced by new physics BSM [6]. Similarly, a ν EDM will also point to new physics and will be of relevance in astrophysics and cosmology, as well as terrestrial neutrino experiments [7].

A fundamental challenge of the particle physics community is to determine the Majorana or Dirac nature of the neutrino. For respond to this challenge, experimentalist are exploring different reactions where the Majorana nature may manifest [8]. About this topic, the study of neutrino magnetic moments is, in principle, a way to distinguish between Dirac and Majorana neutrinos since the Majorana neutrinos can only have flavor changing, transition magnetic moments while the Dirac neutrinos can only have flavor conserving one.

Another fundamental challenge posed by the scientific community is the following: are the laws of physics the same for matter and anti-matter, or are matter and anti-matter intrinsically different ? It is possible that the answer to this problem may hold the key to solving the mystery of the matter-dominated Universe ? A. Sakharov proposed a solution to this problem [9], your proposal requires the violation of a fundamental symmetry of nature: the CP symmetry. The study of CP violation addresses this problem, as well as many other predicted for the SM. The SM predict CP violation, which is necessary for the existence of the electric dipole moments (EDM) of a variety physical systems. The EDM provides a direct experimental probe of CP violation [10–12], a feature of the SM and beyond SM physics. The signs of new physics can be analyzed by investigating the electromagnetic dipole moments of the tau-neutrino, such as its MM and EDM. In recent years, the ν_τ EDM have received much attention because the experimental sensitivity is expected to improve considerably in the future. Precise measurement of the ν_τ EDM is an important probe of CP violation.

In the case of the ν_e MM and ν_μ MM, the best current sensitivity limits are derived from reactor neutrino experiment GEMMA [13] and of the Liquid Scintillator Neutrino Detector (LSND) experiment [14], respectively. The obtained sensitivity limits are

$$\mu_{\nu_e}^{exp} = 2.9 \times 10^{-11} \mu_B, \quad 90\% \text{ C.L.} \quad [\text{GEMMA}] \quad [13], \quad (1)$$

$$\mu_{\nu_\mu}^{exp} = 6.8 \times 10^{-10} \mu_B, \quad 90\% \text{ C.L.} \quad [\text{LSND}] \quad [14], \quad (2)$$

these limits are eight-nine orders of magnitude weaker than the SM prediction.

For the electric dipole moments d_{ν_e, ν_μ} [15] the best bounds are:

$$d_{\nu_e, \nu_\mu} < 2 \times 10^{-21} (ecm), \quad 95\% \text{ C.L.} \quad (3)$$

For the tau-neutrino, the bounds on their dipole moments are less restrictive, and therefore it is worth investigating in deeper way their electromagnetic properties. The τ -neutrino correspond to the more massive third generation of leptons and possibly possesses the largest mass and the largest magnetic and electric dipole moments.

Table I of Ref. [16], summary the current experimental and theoretical bounds on the anomalous dipole moments of the tau-neutrino. The present experimental bounds on the anomalous magnetic moment of the tau-neutrino has been reported by different experiments at Borexino [17], E872 (DONUT) [18], CERN-WA-066 [19], and at LEP [20]. In addition, other limits on the ν_τ MM and ν_τ EDM in different context are reported in Refs. [16, 21–41].

For the study of the dipole moments of the ν_τ we consider the process $\gamma e^- \rightarrow \tau \bar{\nu}_\tau \nu_e$, in the presence of anomalous magnetic and electric dipole couplings μ_{ν_τ} and d_{ν_τ} , respectively. The set Feynman diagrams are given in Fig. 1. The final state given by $\gamma e^- \rightarrow \tau \bar{\nu}_\tau \nu_e$ is considered with the subsequent decay of the tau-lepton through two different decay channels, the leptonic decay channel and the hadronic decay channel.

The neutrino is a neutral particle, therefore its electromagnetic properties appear only at loop level. However, a method of studying these properties on a model-independent form is to consider the effective neutrino-photon interaction. In this regard, the most general expression consistent with Lorentz and electromagnetic gauge invariance, for the tau-neutrino electromagnetic vertex may be parameterized in terms of four form factors [42–44]:

$$\Gamma^\alpha = eF_1(q^2)\gamma^\alpha + \frac{ie}{2m_{\nu_\tau}}F_2(q^2)\sigma^{\alpha\mu}q_\mu + \frac{e}{2m_{\nu_\tau}}F_3(q^2)\gamma_5\sigma^{\alpha\mu}q_\mu + eF_4(q^2)\gamma_5(\gamma^\alpha - \frac{\not{q}q^\alpha}{q^2}), \quad (4)$$

where e is the charge of the electron, m_{ν_τ} is the mass of the tau-neutrino, q^μ is the photon momentum, and $F_{1,2,3,4}(q^2)$ are the electromagnetic form factors of the neutrino, corresponding to charge radius, MM, EDM and anapole moment (AM), respectively, at $q^2 = 0$ [37, 45–50].

The future e^+e^- linear colliders are being designed to function also as $\gamma\gamma$ or γe^- colliders with the photon beams generated by laser-backscattering method, in these modes the flexibility in polarizing both lepton and photon beams will allow unique opportunities to analyze the tau-neutrino properties and interactions. It is therefore conceivable to exploit the sensitivity of these γe^- colliders based on e^+e^- linear colliders of center-of-mass energies of 380 – 3000 GeV . See Refs. [51–54] for a detailed description of the $\gamma\gamma$ and γe^- colliders.

To study the sensitivity on the anomalous dipole moments of the tau-neutrino, we consider a future high-energy and high-luminosity linear electron positron collider, such as the Compact Linear Collider (CLIC) [55–57], with center-of-mass energies of $\sqrt{s} = 380, 1500, 3000 GeV$ and luminosities of $\mathcal{L} = 10, 50, 100, 200, 500, 1000, 1500, 2000, 3000 fb^{-1}$. Furthermore, we apply systematic uncertainties of $\delta_{sys} = 0, 5, 10\%$, as well as polarized electron beams which affect the total and angular cross-section.

This article is organized as follows. In Section II, we study the total cross-section and the dipole moments of the tau-neutrino through the process $\gamma e^- \rightarrow \tau \bar{\nu}_\tau \nu_e$ with unpolarized and polarized beams. The Section III is devoted to our conclusions.

II. CROSS-SECTION OF THE PROCESS $\gamma e^- \rightarrow \tau \bar{\nu}_\tau \nu_e$ WITH UNPOLARIZED AND POLARIZED BEAMS

The CLIC physics program [55–57] is very broad and rich which complements the physics program of the LHC. Furthermore, it provides a unique opportunity to study $\gamma\gamma$ and γe^- interactions with energies and luminosities similar to those in e^+e^- collisions.

On the other hand, although many particles and processes can be produced in both colliders e^+e^- and $\gamma\gamma$, γe^- the reactions are different and will give complementary and very valuable information about new physics phenomena, such as is the case of the dipole

TABLE I: Benchmark parameters of the CLIC based γe^- colliders [55–57].

CLIC	\sqrt{s} (GeV)	$\mathcal{L}(fb^{-1})$
First stage	380	10, 50, 100, 200, 500
Second stage	1500	10, 50, 100, 200, 500, 1000, 1500
Third stage	3000	10, 100, 500, 1000, 2000, 3000

moments of the tau-neutrino which we study through the process $\gamma e^- \rightarrow \tau \bar{\nu}_\tau \nu_e$. Fig. 1 shows the Feynman diagrams corresponding to said process. Our numerical analyses are carried out using the CALCHEP 3.6.30 [58] package, which can compute the Feynman diagrams, integrate over multiparticle phase space and event simulation.

We evaluate the total cross-section of the process $\gamma e^- \rightarrow \tau \bar{\nu}_\tau \nu_e$ as a function of the anomalous form factors F_2 , F_3 and (F_2, F_3) and tau lepton decays hadronic and leptonic modes are considered.

In order to evaluate the total cross-section $\sigma(\gamma e^- \rightarrow \tau \bar{\nu}_\tau \nu_e)$ and to probe the dipole moments μ_{ν_τ} and d_{ν_τ} , we examine the potential of CLIC based γe^- colliders with the main parameters given in Table I. In addition, in order to suppress the backgrounds and optimize the signal sensitivity, we impose for our study the following kinematic basic acceptance cuts for $\tau \bar{\nu}_\tau \nu_e$ events at the CLIC:

$$\begin{aligned}
 \text{Cut-1: } p_T^{\nu_\tau} &> 15 \text{ GeV}, \\
 \text{Cut-2: } \eta^\tau &< 2.5, \\
 \text{Cut-3: } p_T^\tau &> 20 \text{ GeV},
 \end{aligned}
 \tag{5}$$

where in these equations $p_T^{\nu_\tau}$ is the transverse momentum of the final state particles and η^τ is the pseudorapidity which reduces the contamination from other particles misidentified as tau.

Furthermore, to study the sensitivity to the parameters of the $\gamma e^- \rightarrow \tau \bar{\nu}_\tau \nu_e$ process we use the chi-squared function. The χ^2 function is defined as follows [16, 41, 59–63]

$$\chi^2 = \left(\frac{\sigma_{SM} - \sigma_{NP}(\sqrt{s}, \mu_{\nu_\tau}, d_{\nu_\tau})}{\sigma_{SM} \sqrt{(\delta_{st})^2 + (\delta_{sys})^2}} \right)^2,
 \tag{6}$$

where $\sigma_{NP}(\sqrt{s}, \mu_{\nu_\tau}, d_{\nu_\tau})$ is the total cross-section including contributions from the SM and new physics, $\delta_{st} = \frac{1}{\sqrt{N_{SM}}}$ is the statistical error and δ_{sys} is the systematic error. The number

of events is given by $N_{SM} = \mathcal{L}_{int} \times \sigma_{SM} \times BR$, where \mathcal{L}_{int} is the integrated CLIC luminosity. The main tau-decay branching ratios are given in Ref. [25]. In addition, as the tau-lepton decays roughly 35% of the time leptonically and 65% of the time to one or more hadrons, then for the signal the following cases are consider: a) only the leptonic decay channel of the tau-lepton, b) only the hadronic decay channel of the tau-lepton.

Systematic uncertainties arise due to many factors when identifying to the tau-lepton. Tau tagging efficiencies have been studied using the International Large Detector (ILD) [64], a proposed detector concept for the International Linear Collider (ILC). However, we do not have any CLIC reports [65, 66] to know exactly what the systematic uncertainties are for our processes, we can assume some of their general values. Due to these difficulties, tau identification efficiencies are always calculated for specific processes, luminosity, and kinematic parameters. These studies are currently being carried out by various groups for selected productions. For realistic efficiency, we need a detailed study for our specific process and kinematic parameters. For all of these reasons, kinematic cuts contain some general values chosen by lepton identification detectors and efficiency is therefore considered within systematic errors. It may be assumed that this accelerator will be built in the coming years and the systematic uncertainties will be lower as detector technology develops in the future.

It is also important to consider the impact of the polarization electron beam on the collider. On this, the CLIC baseline design supposes that the electron beam can be polarized up to $\mp 80\%$ [67, 68]. By choose different beam polarizations it is possible to enhance or suppress different physical processes. Furthermore, in the study of the process $\gamma e^- \rightarrow \tau \bar{\nu}_\tau \nu_e$ the polarization electron beam may lead to a reduction of the measurement uncertainties, either by increasing the signal cross-section, therefore reducing the statistical uncertainty, or by suppressing important backgrounds.

The general formula for the cross-section for arbitrary polarized e^+e^- beams is give by [67]

$$\begin{aligned} \sigma(P_{e^-}, P_{e^+}) = & \frac{1}{4} [(1 + P_{e^-})(1 + P_{e^+})\sigma_{++} + (1 - P_{e^-})(1 - P_{e^+})\sigma_{--} \\ & + (1 + P_{e^-})(1 - P_{e^+})\sigma_{+-} + (1 - P_{e^-})(1 + P_{e^+})\sigma_{-+}], \end{aligned} \quad (7)$$

where $P_{e^-}(P_{e^+})$ is the polarization degree of the electron (positron) beam, while σ_{-+} stands

for the cross-section for completely left-handed polarized e^- beam $P_{e^-} = -1$ and completely right-handed polarized e^+ beam $P_{e^+} = 1$, and other cross-sections σ_{--} , σ_{++} and σ_{+-} are defined analogously.

For γe^- collider, the most promising mechanism to generate energetic photon beams in a linear collider is Compton backscattering. The photon beams are generated by the Compton backscattered of incident electron and laser beams just before the interaction point. The total cross-sections of the process $\gamma e^- \rightarrow \tau \bar{\nu}_\tau \nu_e$ are

$$\sigma = \int f_{\gamma/e}(x) d\hat{\sigma} dE_1. \quad (8)$$

In this equation, the spectrum of Compton backscattered photons [51, 52] is given by

$$f_\gamma(y) = \frac{1}{g(\zeta)} \left[1 - y + \frac{1}{1-y} - \frac{4y}{\zeta(1-y)} + \frac{4y^2}{\zeta^2(1-y)^2} \right], \quad (9)$$

where

$$g(\zeta) = \left(1 - \frac{4}{\zeta} - \frac{8}{\zeta^2} \right) \log(\zeta + 1) + \frac{1}{2} + \frac{8}{\zeta} - \frac{1}{2(\zeta + 1)^2}, \quad (10)$$

with

$$y = \frac{E_\gamma}{E_e}, \quad \zeta = \frac{4E_0 E_e}{M_e^2}, \quad y_{max} = \frac{\zeta}{1 + \zeta}. \quad (11)$$

Here, E_0 and E_e are energy of the incoming laser photon and initial energy of the electron beam before Compton backscattering and E_γ is the energy of the backscattered photon. The maximum value of y reaches 0.83 when $\zeta = 4.8$.

A. Cross-section of the process $\gamma e^- \rightarrow \tau \bar{\nu}_\tau \nu_e$ and dipole moments of the ν_τ with unpolarized electrons beams

As the first observable, we consider the total cross-section. Figs. 2 and 3 summarize the total cross-section of the process $\gamma e^- \rightarrow \tau \bar{\nu}_\tau \nu_e$ with unpolarized electrons beams and

as a function of the anomalous couplings $F_2(F_3)$. We use the three stages of the center-of-mass energy of the CLIC given in Table I. The total cross-section clearly shows a strong dependence with respect to the anomalous parameters F_2, F_3 , as well as with the center-of-mass energy of the collider \sqrt{s} .

The total cross-section of the process $\gamma e^- \rightarrow \tau \bar{\nu}_\tau \nu_e$ as a function of F_2 and F_3 with the benchmark parameters of the CLIC given in Table I is shown in Figs. 4-6. The total cross-section increases with the increase in the center-of-mass energy of the collider and strongly depends on anomalous couplings F_2 and F_3 .

In order to investigate the signal more comprehensively, we show the bounds contours depending on integrated luminosity at the 95% C.L. on the (F_2, F_3) plane for $\sqrt{s} = 380, 1500, 3000 \text{ GeV}$ in Figs. 7-9. At 95% C.L. and $\sqrt{s} = 3000 \text{ GeV}$, we can see that the correlation region of $F_2 \in [-2.5; 2.5] \times 10^{-5}$ and $F_3 \in [-2.5; 2.5] \times 10^{-5}$ can be excluded with integrate luminosity $\mathcal{L} = 100 \text{ fb}^{-1}$. If the integrated luminosity is increased to $\mathcal{L} = 3000 \text{ fb}^{-1}$, the excluded region will expand into $F_2 \in [-1, 1] \times 10^{-5}$ and $F_3 \in [-1, 1] \times 10^{-5}$.

B. Cross-section of the process $\gamma e^- \rightarrow \tau \bar{\nu}_\tau \nu_e$ and dipole moments of the ν_τ with polarized electrons beams

We consider the total cross-section of the process $\gamma e^- \rightarrow \tau \bar{\nu}_\tau \nu_e$ as a function of the anomalous form factors $F_2(F_3)$ and we perform our analysis for the CLIC running at center-of-mass energies and luminosities given in Table I. Furthermore, in our analysis we consider the baseline expectation of an 80% left-polarized electron beam. As expected, the polarization hugely improves the total cross-section as is shown in Figs. 10 and 11. The total cross-section is increased from about $\sigma = 8 \times 10^3 \text{ pb}$ with unpolarized electron beam (see Figs. 2 and 3) to about $\sigma = 1.5 \times 10^4 \text{ pb}$ with polarized electron beam (see Figs. 10 and 11), respectively, enhancing the statistic. The increase of the total cross-section of the process $\gamma e^- \rightarrow \tau \bar{\nu}_\tau \nu_e$ for the polarized case is approximately the double of the unpolarized case. The Feynman diagram 4 of Fig. 1, gives the maximum contribution to the total cross-section. For $P_{e^-} = -80\%$ case, this contribution is dominant due to the structure of the $W e^- \nu_e$ -vertex. The advantage of beam polarization is evident when compared to the corresponding unpolarized case.

In Figs. 12 and 13 we plot the χ^2 versus $F_2(F_3)$ with unpolarized $P_{e^-} = 0\%$ and polarized $P_{e^-} = -80\%$ electron beam and 95% *C.L.*. We plot the curves for each case, for which we have divided the interval of $F_2(F_3)$ into several bins. From these figures we can see that the effect of the polarized beam is to reduce the interval of definition of $F_2 \in [-2; 2] \times 10^{-5}$ (unpolarized case) to $F_2 \in [-1.65; 1.65] \times 10^{-5}$ (polarized case) and $F_3 \in [-2; 2] \times 10^{-5}$ (unpolarized case) to $F_3 \in [-1.65; 1.65] \times 10^{-5}$ (polarized case), respectively.

Another important observable is the transverse momentum p_T^τ of the tau lepton, the pseudorapidity η^τ is also important, these quantities are shown in Figs. 14 and 15. In both cases, the tau-lepton pseudorapidity and the transverse momentum are for the SM, SM-polarized beam, F_2 and F_2 -polarized beam. From Fig. 14, the $d\sigma/d\eta$ clearly shows a strong dependence with respect to the pseudorapidity, as well as with the form factors F_2 and F_2 -polarized beam. In the case of Fig. 15, the distribution $d\sigma/dp_T(pb/GeV)$ decreases with the increase of p_T for the SM and the SM-polarized beam, while for F_2 and F_2 -polarized beam have the opposite effect. These distributions clearly show great sensitivity with respect to the anomalous form factor F_2 for the cases with unpolarized and polarized electron beam. The analysis of these distributions is important to be able to discriminate the basic acceptance cuts for $\tau\bar{\nu}_\tau\nu_e$ events at the CLIC.

C. 90% C.L. and 95% C.L. bounds on the anomalous ν_τ MM and ν_τ EDM with unpolarized and polarized electron beam

In the following we will refer to the anomalous ν_τ MM and ν_τ EDM. From Feynman diagrams for the process $\gamma e^- \rightarrow \tau\bar{\nu}_\tau\nu_e$ given in Fig. 1, for the estimation of the sensitivity on the anomalous dipole moments, we consider the following scenarios: a) unpolarized electrons beams $P_{e^-}=0\%$ and we considered only the leptonic decay channel of the tau-lepton. b) polarized electrons beams $P_{e^-}=-80\%$, and we considered only the leptonic decay channel of the tau-lepton. c) unpolarized electrons beams $P_{e^-}=0\%$ and we considered only the hadronic decay channel of the tau-lepton. d) polarized electrons beams $P_{e^-}=-80\%$ and we considered only the hadronic decay channel of the tau-lepton. For all these scenarios, we consider the energies and luminosities for the future CLIC summarized in Table I. In addition, we imposing kinematic cuts on p_T^ν , p_T^τ and η^τ to suppress the backgrounds and to optimize the signal sensitivity (see Eq. (5)), we also consider the systematic uncertainties $\delta_{sys} = 0, 5, 10\%$. The

achievable precision in the determination of the sensibility on μ_{ν_τ} and the d_{ν_τ} is summarized in Tables II-IX.

The best sensitivity achieved for the anomalous μ_{ν_τ} and the d_{ν_τ} for the case of $P_{e^-} = 0\%$, and considering only the leptonic decay channel of the tau-lepton are $|\mu_{\nu_\tau}(\mu_B)| = 3.649 \times 10^{-7}$ and $|d_{\nu_\tau}(ecm)| = 7.072 \times 10^{-18}$. In the case of $P_{e^-} = -80\%$, and considering only the leptonic decay channel of the tau-lepton the sensitivity estimates are $|\mu_{\nu_\tau}(\mu_B)| = 3.152 \times 10^{-7}$ and $|d_{\nu_\tau}(ecm)| = 6.108 \times 10^{-18}$. In both cases the obtained sensitivity are for the values of $\sqrt{s} = 3000 \text{ GeV}$, $\mathcal{L} = 3000 \text{ fb}^{-1}$ and 95% C.L. Comparing both cases, unpolarized and polarized electron beams, we conclude that the case with polarized beams $P_{e^-} = -80\%$ improves the sensitivity on the anomalous dipole moments in 13.63% with respect to the unpolarized case.

When only the hadronic decay channel of the tau-lepton is considered, the sensibility on the dipole moments is $|\mu_{\nu_\tau}(\mu_B)| = 3.127 \times 10^{-7}$, $|d_{\nu_\tau}(ecm)| = 6.059 \times 10^{-18}$ with $P_{e^-} = 0\%$ and $|\mu_{\nu_\tau}(\mu_B)| = 2.700 \times 10^{-7}$, $|d_{\nu_\tau}(ecm)| = 5.232 \times 10^{-18}$ with $P_{e^-} = -80\%$, respectively. The obtained results are with $\sqrt{s} = 3000 \text{ GeV}$, $\mathcal{L} = 3000 \text{ fb}^{-1}$ and 95% C.L. The comparison of both cases shows that the case with polarized electron beams improves the sensitivity of the anomalous dipole moments of the τ -neutrino of 13.65%, with respect to the case with $P_{e^-} = 0\%$.

If now we compare the cases with leptonic decay channel and hadronic decay channel with $P_{e^-} = 0\%$ and $\sqrt{s} = 3000 \text{ GeV}$, $\mathcal{L} = 3000 \text{ fb}^{-1}$ and 95% C.L. the improvement in sensitivity is 14.31% for the hadronic decay channel with respect to the leptonic decay channel. Whereas for $P_{e^-} = -80\%$ the improvement in the sensitivity is of 14.34% with respect to the case of the leptonic decay channel. These differences are expected for the different cases because the tau-lepton decays roughly 35% of the time leptonically and 65% of the time hadronically.

III. CONCLUSIONS

We have studied the ν_τ MM and ν_τ EDM in a model-independent way. For the two options that we considered in this paper: polarized and unpolarized electron beams, our results are sensitive to the parameters of the collider such as the center-of-mass energy and the luminosity. Furthermore, our results are also sensitive to the kinematic basic acceptance

cuts of the final states particles p_T^ν , η^τ and p_T^τ , as well as the systematic uncertainties δ_{sys} . A good knowledge of the kinematic cuts is needed not only to improve sensitivity analyses, but because can help to understand which are the most appropriate processes to probing in the future high-energy and high-luminosity linear colliders, such as the CLIC. CLIC, as well as any γe^- Compton backscattering experiment, offers a good laboratory to study the total cross-section and the dipole moments of the tau-neutrino through the process $\gamma e^- \rightarrow \tau \bar{\nu}_\tau \nu_e$ with unpolarized and polarized electron beams.

Despite the large number of study performed in recent years on the electromagnetic properties of the tau-neutrino, more studies are still needed to deeply understand and explain experimental observations and their comparison with models predictions. Current and future data of the ATLAS [69] and CMS [70, 71] Collaborations, as well as new analysis of already existing data sets, could help to improve our knowledge on the ν_τ MM and ν_τ EDM [16].

A precision machine like CLIC is expected to help in the precise estimates of the anomalous couplings. In this paper, the process $\gamma e^- \rightarrow \tau \bar{\nu}_\tau \nu_e$, which contains the neutrino to photon coupling, namely $\nu_\tau \bar{\nu}_\tau \gamma$ is considered. The reach of the CLIC with maximum $\sqrt{s} = 3000 \text{ GeV}$ and $\mathcal{L} = 3000 \text{ fb}^{-1}$ to probing the relevant observable of the process is presented. The influence of the anomalous couplings, of the kinematic cuts, of the uncertainties systematic, as well as the polarized electron beam on the cross-section, the tau-lepton pseudorapidity distribution and the tau-lepton transverse momentum distribution are studied. Furthermore, we estimates the sensitivity on the anomalous ν_τ MM and ν_τ EDM. Our results are summarized in Figs. 2-15 as well as in Tables II-IX, respectively.

From our set of Figures and Tables it is evident that a suitably chosen beam polarization is found to be advantageous as illustrated with an 80% left-polarization electron beam (see Figs. 10-15). The most optimistic scenario about the sensitivity in the anomalous dipole moments of the tau-neutrino (see Tables V and IX), yields the following results: $|\mu_{\nu_\tau}(\mu_B)| = 2.998 \times 10^{-7}$ and $|d_{\nu_\tau}(ecm)| = 5.598 \times 10^{-18}$ with $P_{e^-} = -80\%$ and we considered only the leptonic decay channel of the tau-lepton. $|\mu_{\nu_\tau}(\mu_B)| = 2.475 \times 10^{-7}$ and $|d_{\nu_\tau}(ecm)| = 4.796 \times 10^{-18}$, with $P_{e^-} = -80\%$ and we taken in account only the hadronic decay channel of the tau-lepton. Our results show the potential and the feasibility of the process $\gamma e^- \rightarrow \tau \bar{\nu}_\tau \nu_e$ at the CLIC at the γe^- mode.

Acknowledgements

A. G. R. and M. A. H. R acknowledges support from SNI and PROFOCIE (México).

TABLE II: Limits on the μ_{ν_τ} magnetic moment and d_{ν_τ} electric dipole moment via the process $\gamma e^- \rightarrow \tau \bar{\nu}_\tau \nu_e$ (γ is the Compton backscattering photon) for $P_{e^-} = 0\%$, and we considered only the leptonic decay channel of the tau-lepton.

90% <i>C.L.</i>		$\sqrt{s} = 1.5 \text{ TeV}$	
$\mathcal{L} (fb^{-1})$	$ \mu_{\nu_\tau} (10^{-7})$	$ d_{\nu_\tau} (10^{-17})(e \text{ cm})$	
100	16.810	3.258	
200	14.130	2.739	
500	11.240	2.178	
1000	9.455	1.832	
1500	8.544	1.655	
$\delta_{sys} = 5\%$	6.860×10^{-6}	1.322×10^{-16}	
$\delta_{sys} = 10\%$	9.701×10^{-6}	1.879×10^{-16}	
95% <i>C.L.</i>		$\sqrt{s} = 1.5 \text{ TeV}$	
100	18.340	3.554	
200	15.420	2.989	
500	12.260	2.377	
1000	10.310	1.999	
1500	9.3210	1.806	
$\delta_{sys} = 5\%$	7.484×10^{-6}	1.450×10^{-16}	
$\delta_{sys} = 10\%$	10.580×10^{-6}	2.051×10^{-16}	

TABLE III: Limits on the μ_{ν_τ} magnetic moment and d_{ν_τ} electric dipole moment via the process $\gamma e^- \rightarrow \tau \bar{\nu}_\tau \nu_e$ (γ is the Compton backscattering photon) for $P_{e^-} = 0\%$, and we considered only the leptonic decay channel of the tau-lepton.

90% C.L.		$\sqrt{s} = 3 \text{ TeV}$	
$\mathcal{L} (fb^{-1})$	$ \mu_{\nu_\tau} (10^{-7})$	$ d_{\nu_\tau} (10^{-18})(e \text{ cm})$	
100	7.826	15.160	
500	5.234	10.140	
1000	4.402	8.530	
2000	3.702	7.174	
3000	3.345	6.483	
$\delta_{sys} = 5\%$	3.029×10^{-6}	5.871×10^{-17}	
$\delta_{sys} = 10\%$	4.248×10^{-6}	8.233×10^{-17}	
95% C.L.		$\sqrt{s} = 3 \text{ TeV}$	
100	8.538	16.540	
500	5.710	11.060	
1000	4.802	9.306	
2000	4.038	7.826	
3000	3.649	7.072	
$\delta_{sys} = 5\%$	3.268×10^{-6}	6.333×10^{-17}	
$\delta_{sys} = 10\%$	4.622×10^{-6}	8.957×10^{-17}	

-
- [1] S. L. Glashow, *Nucl. Phys.* **22**, 579 (1961).
[2] S. Weinberg, *Phys. Rev. Lett.* **19**, 1264 (1967).
[3] A. Salam, in *Elementary Particle Theory*, Ed. N. Svartholm (Almquist and Wiksell, Stockholm, 1968) 367.
[4] K. Fujikawa and R. Shrock, *Phys. Rev. Lett.* **45**, 963 (1980).
[5] Robert E. Shrock, *Nucl. Phys.* **B206**, 359 (1982).

TABLE IV: Limits on the μ_{ν_τ} magnetic moment and d_{ν_τ} electric dipole moment via the process $\gamma e^- \rightarrow \tau \bar{\nu}_\tau \nu_e$ (γ is the Compton backscattering photon) for $P_{e^-} = -80\%$, and we considered only the leptonic decay channel of the tau-lepton.

90% C.L.		$\sqrt{s} = 1.5 \text{ TeV}$	
$\mathcal{L} (fb^{-1})$	$ \mu_{\nu_\tau} (10^{-7})$	$ d_{\nu_\tau} (10^{-17})(e \text{ cm})$	
100	14.520	2.814	
200	12.210	2.366	
500	9.713	1.882	
1000	8.167	1.582	
1500	7.380	1.430	
$\delta_{sys} = 5\%$	6.865×10^{-6}	1.330×10^{-16}	
$\delta_{sys} = 10\%$	9.709×10^{-6}	1.881×10^{-16}	
95% C.L.		$\sqrt{s} = 1.5 \text{ TeV}$	
100	15.840	3.070	
200	13.320	2.582	
500	10.590	2.053	
1000	8.911	1.726	
1500	8.052	1.560	
$\delta_{sys} = 5\%$	7.491×10^{-6}	1.451×10^{-16}	
$\delta_{sys} = 10\%$	10.590×10^{-6}	2.052×10^{-16}	

- [6] M. Fukugita and T. Yanagida, *Physics of Neutrinos and Applications to Astrophysics*, (Springer, Berlin, 2003).
- [7] A. Cisneros, *Astrophys. Space Sci.* **10**, 87 (1971).
- [8] M. Zralek, *Acta Phys. Polon.* **B28**, 2225 (1997) [hep-ph/9711506].
- [9] A. D. Sakharov, *Pisma Zh. Eksp. Teor. Fiz.* **5**, 32 (1967); *JETP Lett.* **5**, 24 (1967); *Sov. Phys. Usp.* **34**, 392 (1991); *Usp. Fiz. Nauk* **161**, 61 (1991).
- [10] J. H. Christenson, J. W. Cronin, V. L. Fitch, and R. Turlay, *Phys. Rev. Lett.* **13**, 138 (1964).
- [11] K. Abe, *et al.*, *Phys. Rev. Lett.* **87**, 091802 (2001).

TABLE V: Limits on the μ_{ν_τ} magnetic moment and d_{ν_τ} electric dipole moment via the process $\gamma e^- \rightarrow \tau \bar{\nu}_\tau \nu_e$ (γ is the Compton backscattering photon) for $P_{e^-} = -80\%$, and we considered only the leptonic decay channel of the tau-lepton.

90% C.L.		$\sqrt{s} = 3 \text{ TeV}$	
$\mathcal{L} (fb^{-1})$	$ \mu_{\nu_\tau} (10^{-7})$	$ d_{\nu_\tau} (10^{-18})(e \text{ cm})$	
100	6.762	13.100	
500	4.522	8.762	
1000	3.802	7.368	
2000	3.197	6.196	
3000	2.889	5.598	
$\delta_{sys} = 5\%$	3.029×10^{-6}	5.851×10^{-17}	
$\delta_{sys} = 10\%$	4.248×10^{-6}	8.236×10^{-17}	
95% C.L.		$\sqrt{s} = 3 \text{ TeV}$	
100	7.377	14.290	
500	4.933	9.560	
1000	4.148	8.039	
2000	3.488	6.760	
3000	3.152	6.108	
$\delta_{sys} = 5\%$	3.273×10^{-6}	6.343×10^{-17}	
$\delta_{sys} = 10\%$	4.629×10^{-6}	8.971×10^{-17}	

- [12] R. Aaij, *et al.* [LHCb Collaboration], *J. High Energy Phys.* **07** (2014) 041.
- [13] A. G. Bed, *et al.*, [GEMMA Collaboration] *Adv. High Energy Phys.* **2012**, (2012) 350150.
- [14] L. B. Auerbach, *et al.*, [LSND Collaboration] *Phys Rev.* **D63**, (2001) 112001, hep-ex/0101039.
- [15] F. del Aguila and M. Sher, *Phys Lett.* **B252**, (1990) 116.
- [16] A. Gutiérrez-Rodríguez, M. Koksal, A. A. Billur, and M. A. Hernández-Ruíz, arXiv:1712.02439 [hep-ph].
- [17] C. Arpesella, *et al.*, [Borexino Collaboration], *Phys. Rev. Lett.* **101**, 091302 (2008).
- [18] R. Schwinhorst, *et al.*, [DONUT Collaboration], *Phys. Lett.* **B513**, 23 (2001).

TABLE VI: Limits on the μ_{ν_τ} magnetic moment and d_{ν_τ} electric dipole moment via the process $\gamma e^- \rightarrow \tau \bar{\nu}_\tau \nu_e$ (γ is the Compton backscattering photon) for $P_{e^-} = 0\%$, and we considered only the hadronic decay channel of the tau-lepton.

90% C.L.		$\sqrt{s} = 1.5 \text{ TeV}$	
$\mathcal{L} (fb^{-1})$	$ \mu_{\nu_\tau} (10^{-7})$	$ d_{\nu_\tau} (10^{-17})(e \text{ cm})$	
100	14.400	2.791	
200	12.110	2.347	
500	9.632	1.866	
1000	8.098	1.569	
1500	7.319	1.418	
$\delta_{sys} = 5\%$	6.869×10^{-6}	1.329×10^{-16}	
$\delta_{sys} = 10\%$	9.701×10^{-6}	1.879×10^{-16}	
95% C.L.		$\sqrt{s} = 1.5 \text{ TeV}$	
100	15.710	3.045	
200	13.210	2.560	
500	10.500	2.036	
1000	8.837	1.712	
1500	7.985	1.547	
$\delta_{sys} = 5\%$	7.484×10^{-6}	1.450×10^{-16}	
$\delta_{sys} = 10\%$	10.580×10^{-6}	2.051×10^{-16}	

- [19] A. M. Cooper-Sarkar, *et al.*, [WA66 Collaboration], *Phys. Lett.* **B280**, 153 (1992).
- [20] M. Acciarri *et al.*, [L3 Collaboration], *Phys. Lett.* **B412**, 201 (1997).
- [21] A. Gutiérrez-Rodríguez, M. Koksal and A. A. Billur, *Phys. Rev.* **D91**, 093008 (2015).
- [22] A. Llamas-Bugarin, *et al.*, *Phys. Rev.* **D95**, 116008 (2017).
- [23] A. Gutiérrez-Rodríguez, *Int. J. Theor. Phys.* **54**, (2015) 236.
- [24] A. Gutiérrez-Rodríguez, *Advances in High Energy Physics* **2014**, 491252 (2014).
- [25] C. Patrignani, *et al.*, [Particle Data Group], *Chin. Phys.* **C40**, 100001 (2016).
- [26] A. Gutiérrez-Rodríguez, *Pramana Journal of Physics* **79**, 903 (2012).

TABLE VII: Limits on the μ_{ν_τ} magnetic moment and d_{ν_τ} electric dipole moment via the process $\gamma e^- \rightarrow \tau \bar{\nu}_\tau \nu_e$ (γ is the Compton backscattering photon) for $P_{e^-} = 0\%$, and we considered only the hadronic decay channel of the tau-lepton.

90% C.L.		$\sqrt{s} = 3 \text{ TeV}$	
$\mathcal{L} (fb^{-1})$	$ \mu_{\nu_\tau} (10^{-7})$	$ d_{\nu_\tau} (10^{-18})(e \text{ cm})$	
100	6.704	12.990	
500	4.484	8.689	
1000	3.771	7.308	
2000	3.171	6.146	
3000	2.866	5.554	
$\delta_{sys} = 5\%$	2.995×10^{-6}	5.805×10^{-17}	
$\delta_{sys} = 10\%$	4.236×10^{-6}	8.209×10^{-17}	
95% C.L.		$\sqrt{s} = 3 \text{ TeV}$	
100	7.314	14.170	
500	4.892	9.480	
1000	4.114	7.972	
2000	3.460	6.705	
3000	3.127	6.059	
$\delta_{sys} = 5\%$	3.268×10^{-6}	6.333×10^{-17}	
$\delta_{sys} = 10\%$	4.622×10^{-6}	8.956×10^{-17}	

- [27] A. Gutiérrez-Rodríguez, *Eur. Phys. J.* **C71**, 1819 (2011).
- [28] C. Aydin, M. Bayar and N. Kilic, *Chin. Phys.* **C32**, 608 (2008).
- [29] A. Gutiérrez-Rodríguez, *et al.*, *Phys. Rev.* **D74**, 053002 (2006).
- [30] A. Gutiérrez-Rodríguez, *et al.*, *Phys. Rev.* **D69**, 073008 (2004).
- [31] A. Gutiérrez-Rodríguez, *et al.*, *Acta Physica Slovaca* **53**, 293 (2003).
- [32] K. Akama, T. Hattori and K. Katsuura, *Phys. Rev. Lett.* **88**, 201601 (2002).
- [33] A. Aydemir and R. Sever, *Mod. Phys. Lett.* **A16** 7, 457 (2001).
- [34] A. Gutiérrez-Rodríguez, *et al.*, *Rev. Mex. de Fís.* **45**, 249 (1999).

TABLE VIII: Limits on the μ_{ν_τ} magnetic moment and d_{ν_τ} electric dipole moment via the process $\gamma e^- \rightarrow \tau \bar{\nu}_\tau \nu_e$ (γ is the Compton backscattering photon) for $P_{e^-} = -80\%$, and we considered only the hadronic decay channel of the tau-lepton.

90% C.L.		$\sqrt{s} = 1.5 \text{ TeV}$	
Luminosity (fb^{-1})	$ \mu_{\nu_\tau} $ (10^{-7})	$ d_{\nu_\tau} (10^{-17})(\text{e cm})$	
100	12.440	2.411	
200	10.460	2.027	
500	8.320	1.612	
1000	6.996	1.355	
1500	6.322	1.225	
$\delta_{sys} = 5\%$	6.865×10^{-6}	1.330×10^{-16}	
$\delta_{sys} = 10\%$	9.709×10^{-6}	1.881×10^{-16}	
95% C.L.		$\sqrt{s} = 1.5 \text{ TeV}$	
100	13.570	2.630	
200	11.410	2.212	
500	9.078	1.759	
1000	7.633	1.479	
1500	6.897	1.336	
$\delta_{sys} = 5\%$	7.490×10^{-6}	1.451×10^{-16}	
$\delta_{sys} = 10\%$	10.590×10^{-6}	2.052×10^{-16}	

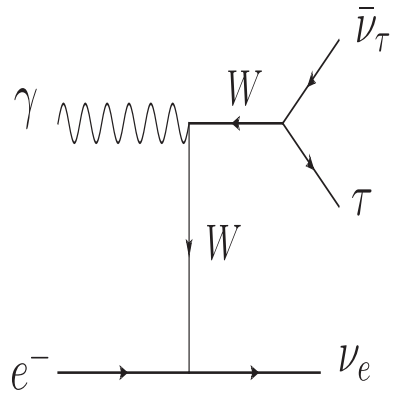
- [35] A. Gutiérrez-Rodríguez, *et al.*, *Phys. Rev.* **D58**, 117302 (1998).
- [36] P. Abreu, *et al.*, [DELPHI Collaboration], *Z. Phys.* **C74**, 577 (1997).
- [37] R. Escribano and E. Massó, *Phys. Lett.* **B395**, 369 (1997).
- [38] T. M. Gould and I. Z. Rothstein, *Phys. Lett.* **B333**, 545 (1994).
- [39] H. Grotch and R. Robinet, *Z. Phys.* **C39**, 553 (1988).
- [40] I. Sahin, *Phys. Rev.* **D85**, 033002 (2012).
- [41] I. Sahin and M. Koksál, *JHEP* **03**, 100 (2011).
- [42] J. F. Nieves, *Phys. Rev.* **D26**, 3152 (1982).

TABLE IX: Limits on the μ_{ν_τ} magnetic moment and d_{ν_τ} electric dipole moment via the process $\gamma e^- \rightarrow \tau \bar{\nu}_\tau \nu_e$ (γ is the Compton backscattering photon) for $P_{e^-} = -80\%$, and we considered only the hadronic decay channel of the tau-lepton.

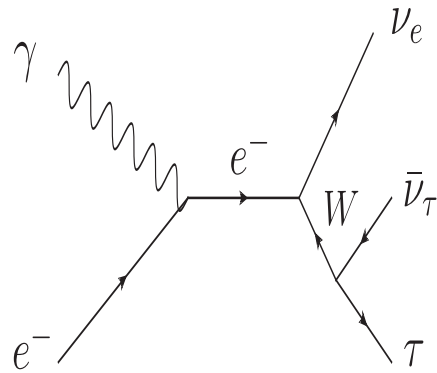
90% C.L.		$\sqrt{s} = 3 \text{ TeV}$	
Luminosity (fb^{-1})	$ \mu_{\nu_\tau} $ (10^{-7})	$ d_{\nu_\tau} $ (10^{-18}) (e cm)	
100	5.792	11.22	
500	3.873	7.506	
1000	3.257	6.312	
2000	2.739	5.307	
3000	2.475	4.976	
$\delta_{sys} = 5\%$	3.000×10^{-6}	5.814×10^{-17}	
$\delta_{sys} = 10\%$	4.243×10^{-6}	8.222×10^{-17}	
95% C.L.		$\sqrt{s} = 3 \text{ TeV}$	
100	6.319	12.240	
500	4.226	8.189	
1000	3.553	6.886	
2000	2.988	5.791	
3000	2.700	5.232	
$\delta_{sys} = 5\%$	3.273×10^{-6}	6.343×10^{-17}	
$\delta_{sys} = 10\%$	4.629×10^{-6}	8.971×10^{-17}	

- [43] B. Kayser, A. Goldhaber, *Phys. Rev.* **D28**, 2341 (1983).
- [44] B. Kayser, *Phys. Rev.* **D30**, 1023 (1984).
- [45] P. Vogel and J. Engel, *Phys. Rev.* **D39**, 3378 (1989).
- [46] J. Bernabeu, *et al.*, *Phys. Rev.* **D62**, 113012 (2000).
- [47] J. Bernabeu, *et al.*, *Phys. Rev. Lett.* **89**, 101802 (2000); *Phys. Rev. Lett.* **89**, 229902 (2002).
- [48] M. S. Dvornikov and A. I. Studenikin, *Jour. of Exp. and Theor. Phys.* **99**, 254 (2004).
- [49] C. Giunti and A. Studenikin, *Phys. Atom. Nucl.* **72**, 2089 (2009).
- [50] C. Brogini, C. Giunti, A. Studenikin, *Adv. High Energy Phys.* **2012**, (2012) 459526.

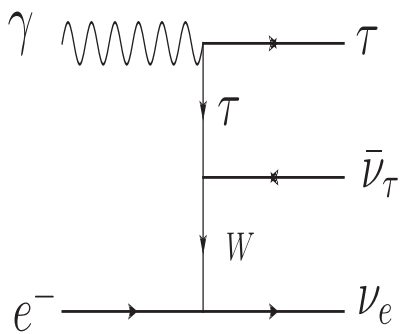
- [51] I. F. Ginzburg, G. L. Kotkin, V. G. Serbo and V. I. Telnov, *Nucl. Instr. and Meth.* **205**, 47 (1983).
- [52] V. I. Telnov, *Nucl. Instr. and Meth.* **A294**, 72 (1990).
- [53] R. H. Milburn, *Phys. Rev. Lett.* **10**, 75 (1963).
- [54] F. R. Arutyunyan and V. A. Tumanyan, *Sov. Phys. JETP* **17**, 1412 (1963).
- [55] E. Accomando, *et al.* (CLIC Phys. Working Group Collaboration), arXiv: hep-ph/0412251, CERN-2004-005.
- [56] D. Dannheim, P. Lebrun, L. Linssen, *et al.*, arXiv: 1208.1402 [hep-ex].
- [57] H. Abramowicz, *et al.*, (CLIC Detector and Physics Study Collaboration), arXiv:1307.5288 [hep-ex].
- [58] A. Belyaev, N. D. Christensen and A. Pukhov, *Comput. Phys. Commun.* **184**, 1729 (2013).
- [59] M. Köksal, A. A. Billur and A. Gutiérrez-Rodríguez, *Adv. High Energy Phys.* **2017**, 6738409 (2017).
- [60] Y. Özgüven, S. C. Inan, A. A. Billur, M. Köksal, M. K. Bahar, *Nucl. Phys.* **B923**, 475 (2017).
- [61] M. Köksal, S. C. Inan, A. A. Billur, M. K. Bahar, Y. Özgüven, arXiv:1711.02405 [hep-ph].
- [62] M. Köksal, A. A. Billur, A. Gutiérrez-Rodríguez and M. A. Hernández-Ruíz, arXiv:1804.02373 [hep-ph].
- [63] A. A. Billur, M. Köksal, *Phys. Rev.* **D89**, 037301 (2014).
- [64] T. H. Tran, V. Balagura, V. Boudry, J. C. Brient, H. Videau, *Eur. Phys. J.* **C76**, 468 (2016).
- [65] M. Aicheler, *et al.*, (editors), *A Multi-TeV Linear Collider based on CLIC Technology: CLIC Conceptual Design Report*, JAI-2012-001, KEK Report 2012-1, PSI-12-01, SLAC-R-985, <https://edms.cern.ch/document/1234244/>.
- [66] L. Linssen, *et al.*, (editors), *Physics and Detectors at CLIC: CLIC Conceptual Design Report*, 2012, ANL-HEP-TR-12-01, CERN-2012-003, DESY 12-008, KEK Report 2011-7, arXiv:1202.5940.
- [67] G. Moortgat-Pick, *et al.*, *Physics Reports* **460**, 131243 (2008).
- [68] V. Ari, A. A. Billur, S. C. Inan and M. Koksals, *Nucl. Phys.* **B906**, 211 (2016).
- [69] G. Aad, *et al.*, [ATLAS Collaboration], *Phys. Rev.* **D93**, 112002 (2016).
- [70] V. Khachatryan, *et al.*, [CMS Collaboration], *Phys. Lett.* **B760**, 448 (2016).
- [71] V. Khachatryan, *et al.*, [CMS Collaboration], *JHEP* **04**, 164 (2015).



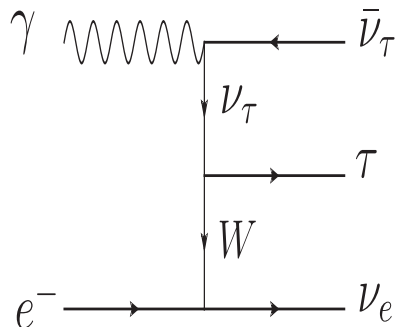
(1)



(2)



(3)



(4)

FIG. 1: The Feynman diagrams contributing to the process $\gamma e^- \rightarrow \tau \bar{\nu}_\tau \nu_e$.

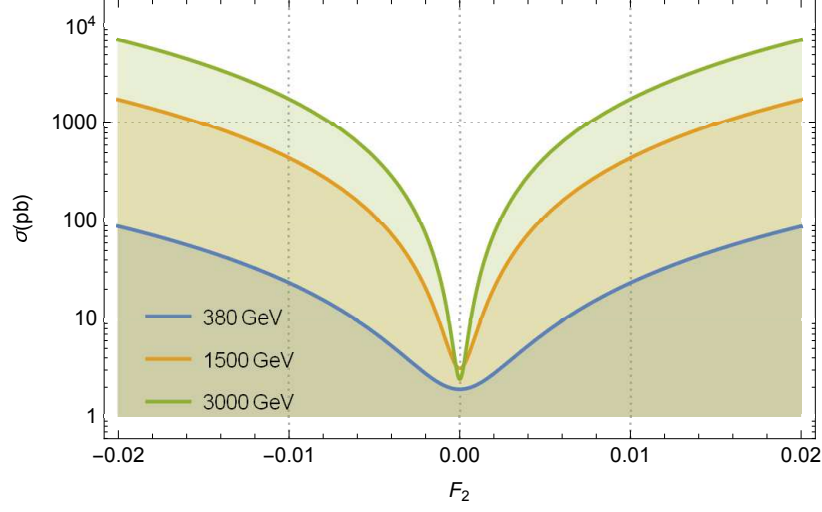


FIG. 2: The total cross-section of the process $\gamma e^- \rightarrow \tau \bar{\nu}_\tau \nu_e$ as a function of the anomalous coupling F_2 for three different center-of-mass energies $\sqrt{s} = 380, 1500, 3000 \text{ GeV}$.

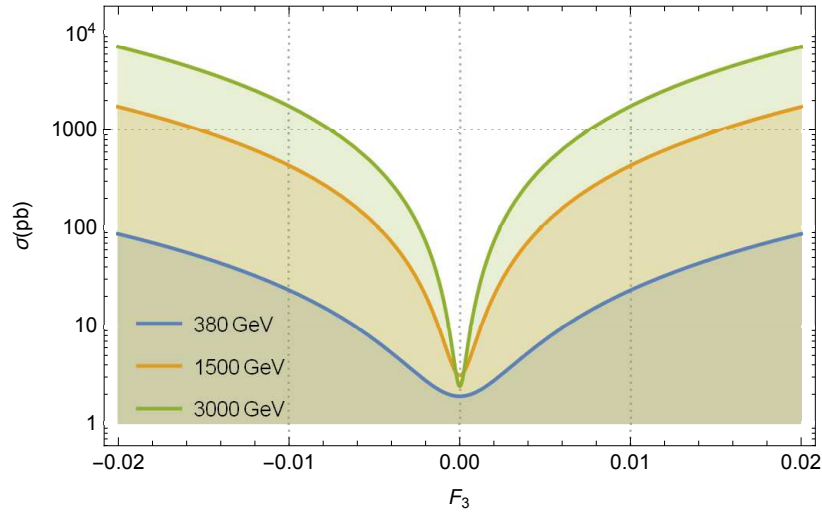


FIG. 3: Same as in Fig. 2, but for F_3 .

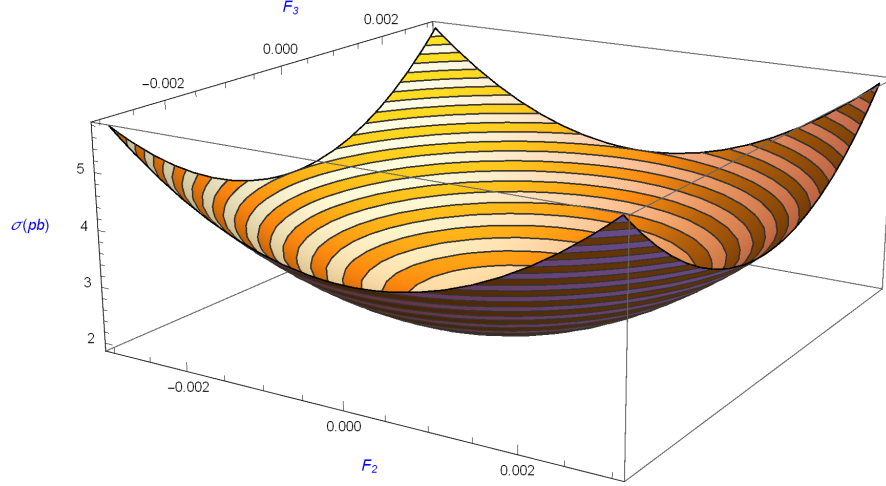


FIG. 4: The total cross-sections of the process $\gamma e^- \rightarrow \tau \bar{\nu}_\tau \nu_e$ as a function of F_2 and F_3 for center-of-mass energy of $\sqrt{s} = 380 \text{ GeV}$.

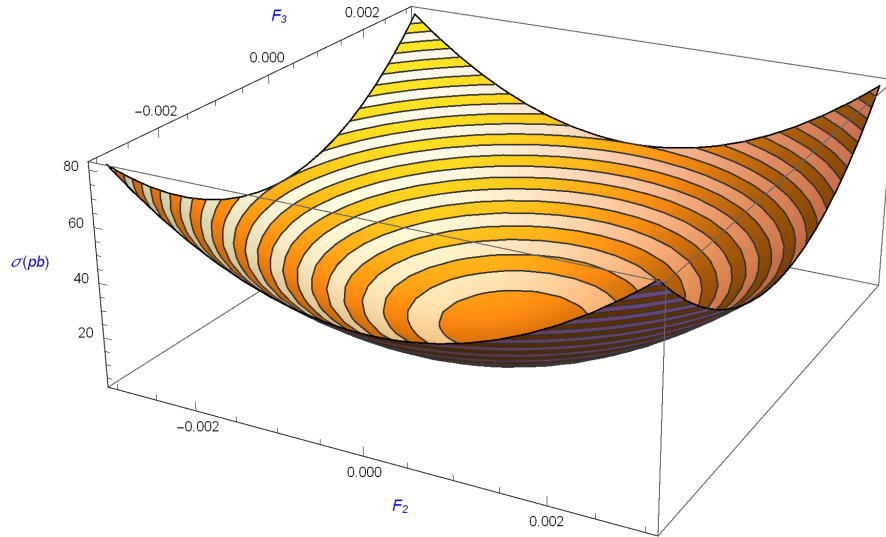


FIG. 5: Same as in Fig. 4, but for $\sqrt{s} = 1500 \text{ GeV}$.

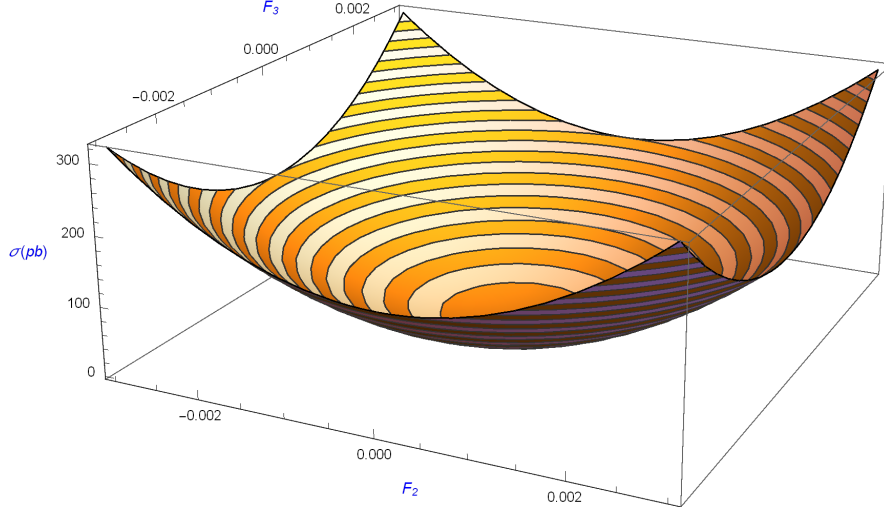


FIG. 6: Same as in Fig. 4, but for $\sqrt{s} = 3000 \text{ GeV}$.

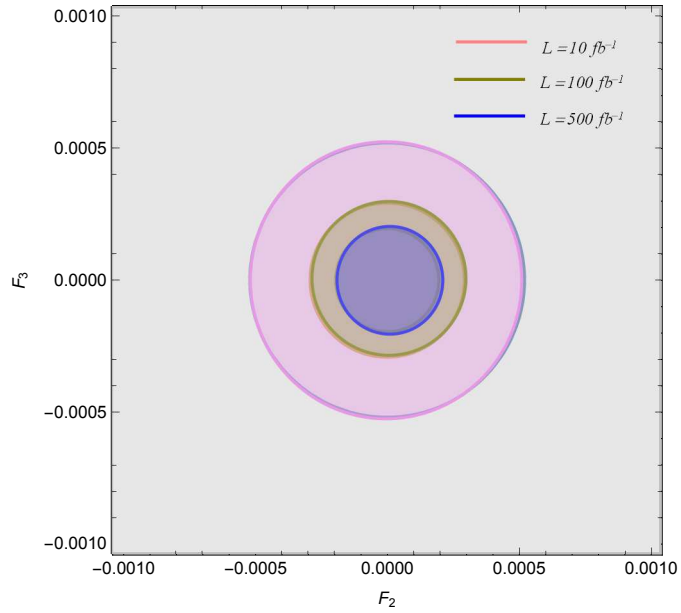


FIG. 7: Bounds contours at the 95% C.L. in the $F_3 - F_2$ plane for the process $\gamma e^- \rightarrow \tau \bar{\nu}_\tau \nu_e$ with the $\delta_{sys} = 0\%$ and for center-of-mass energy of $\sqrt{s} = 380 \text{ GeV}$.

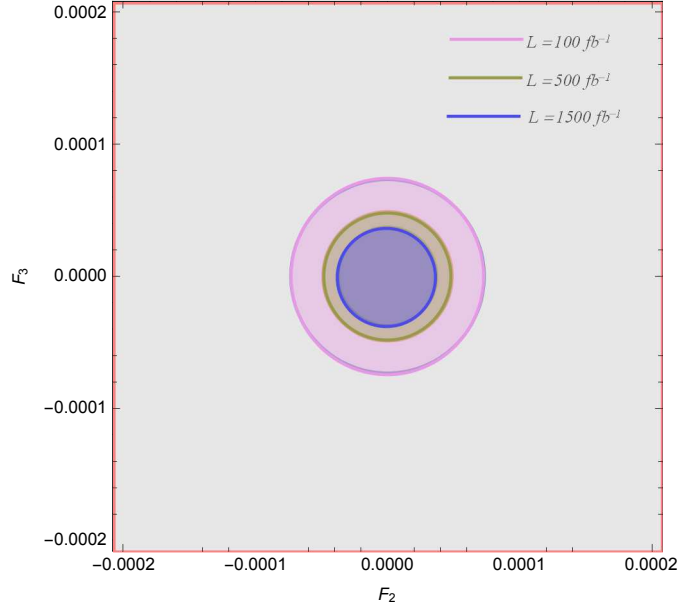


FIG. 8: Same as in Fig. 7, but for $\sqrt{s} = 1500 \text{ GeV}$.

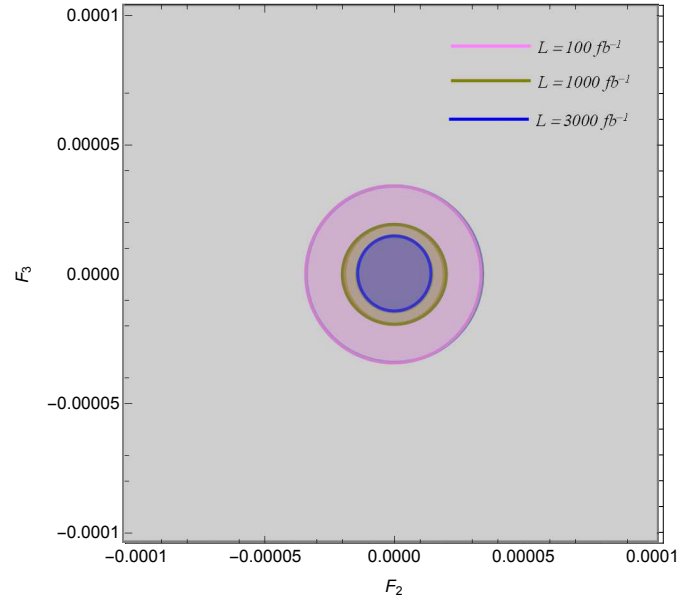


FIG. 9: Same as in Fig. 7, but for $\sqrt{s} = 3000 \text{ GeV}$.

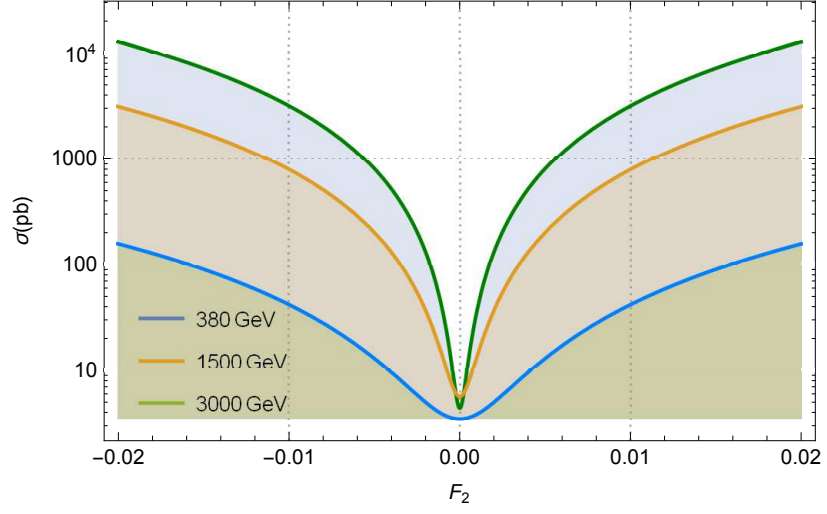


FIG. 10: Same as in Fig. 2, but with polarized electron beams $P_e = -80\%$.

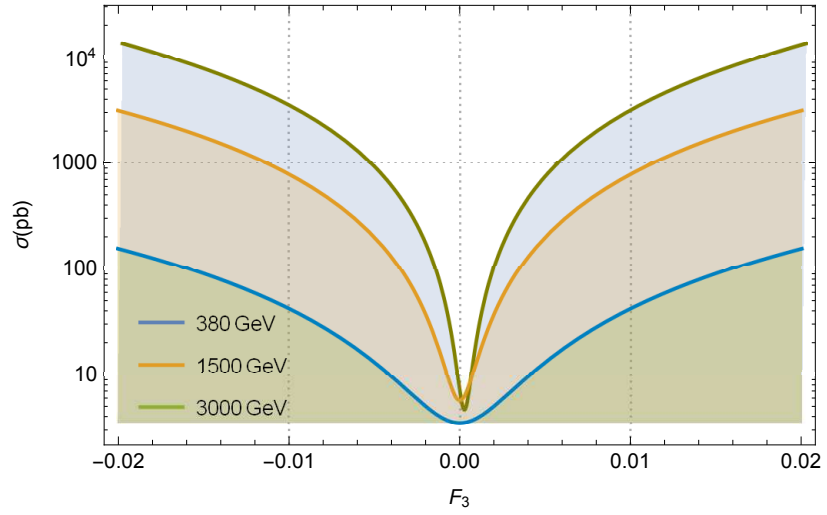


FIG. 11: Same as in Fig. 3, but with polarized electron beams $P_e = -80\%$.

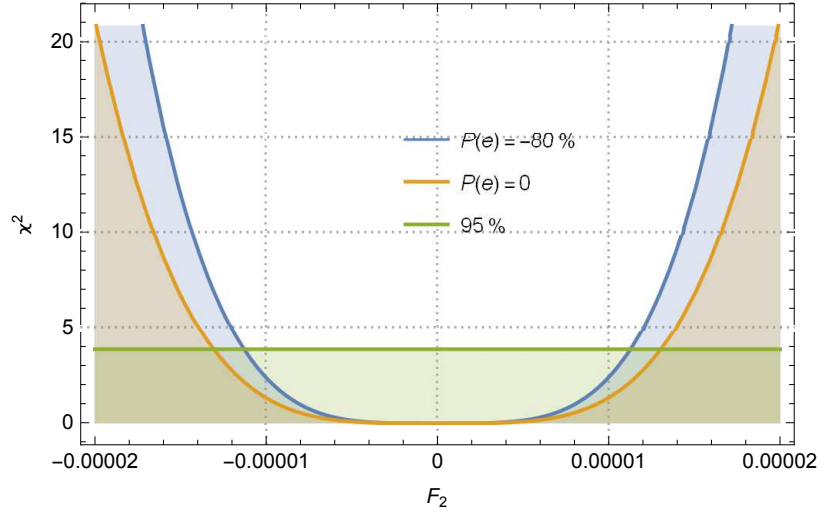


FIG. 12: χ^2 as a function of F_2 for the total cross-section of the process $\gamma e^- \rightarrow \tau \bar{\nu}_\tau \nu_e$.

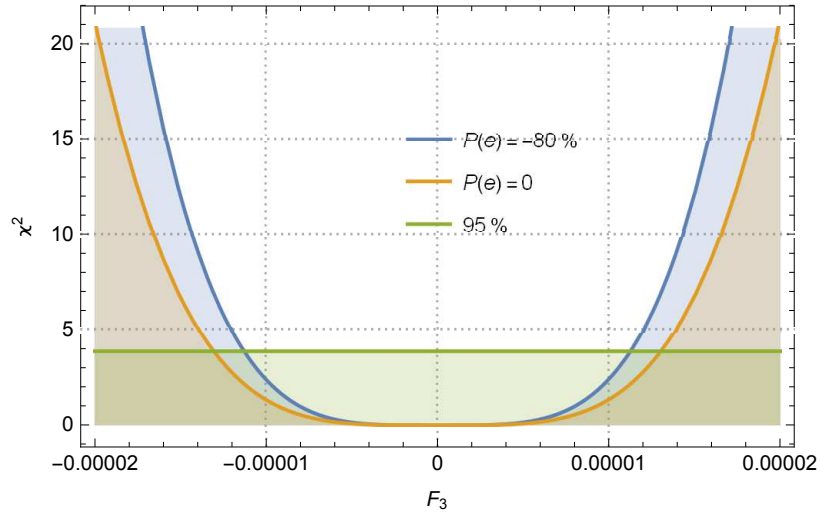


FIG. 13: Same as in Fig. 12, but for F_3 .

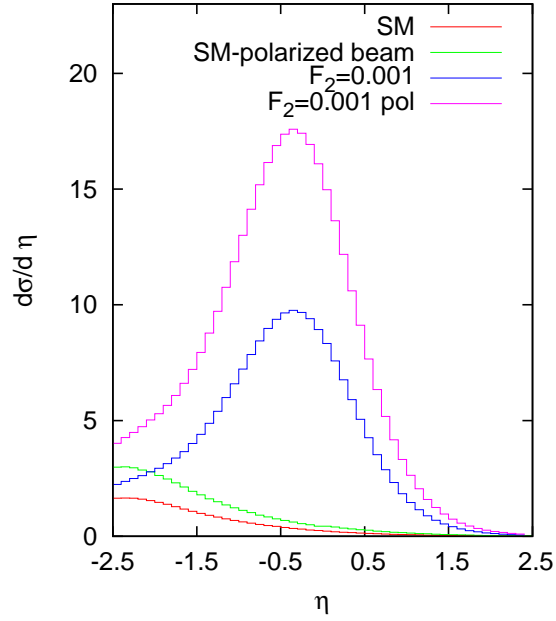


FIG. 14: Generated tau-lepton pseudorapidity distribution for $\gamma e^- \rightarrow \tau \bar{\nu}_\tau \nu_e$. The distributions are for SM (SM-polarized beam) and F_2 (F_2 -polarized beam).

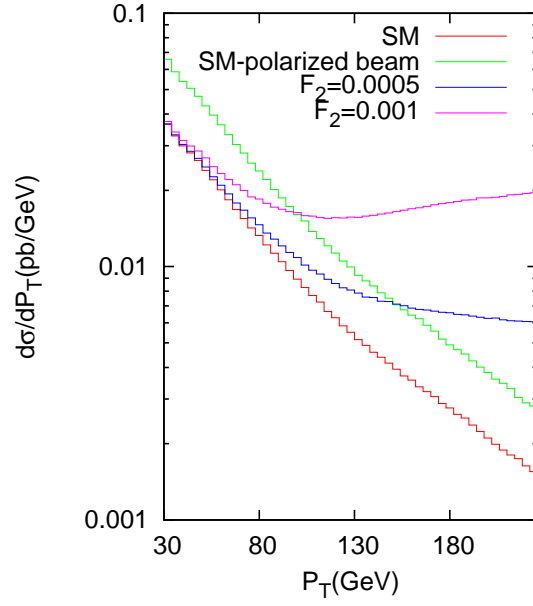


FIG. 15: Same as in Fig. 14, but for P_T .